

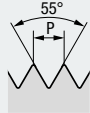


EMUGE

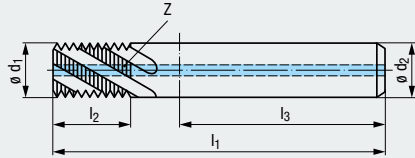
Produktergänzungen der Gewindefräser GF-Z und GF-Vario-Z
Programme Extensions of Thread Milling Cutters GF-Z and GF-Vario-Z

G Rp (BSPP), W

DIN EN ISO 228, DIN EN 10226-1, ISO 7/1, BS 84



Für Innen- und Außengewinde
For internal and external threads




VHM

R15 **RH + LH**

Z5 - Z8 **DIN 6535**
 HB
 HE
 HA

$\varnothing D$ $\varnothing D$

Mit höherer Nutenzahl
With increased number of flutes

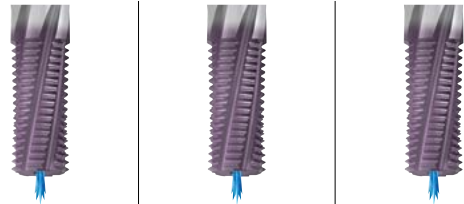


Einsatzgebiete – Material, siehe Seite 282-283 im EMUGE Werkzeugkatalog 140
Range of application – material, see page 282-283 in EMUGE Tool Catalogue 140

P 1.1-5.1 **K 1.1-4.2** **N 1.1-5, 2.1-6**
N 3.1-2 **N 4.1-2, 5.2** **S 1.1-3**

P Gg/1" (tpi)	$\varnothing D_{min.}$	$\varnothing d_1$ mm	$\varnothing d_2$	l_1	l_2	l_3	Z	GF-Z-VHM R15-IKZ-HB	GF-Z-VHM R15-IKZ-HE	GF-Z-VHM R15-IKZ-HA
19	G 1/4	9,9	10	70	20,7	40	6	GF165361.9545 ●	GF165661.9545 ●	GF165961.9545 ●
14	G 1/2	11,9	12	80	26,3	45	5	GF165371.9548 ●	GF165671.9548 ●	GF165971.9548 ●
14	G 1/2	15,9	16	90	33,6	48	6	GF165381.9548 ●	GF165681.9548 ●	GF165981.9548 ●
14	G 3/4	19,9	20	105	40,8	50	8	GF165391.9548 ○	GF165691.9548 ○	GF165991.9548 ○
11	G 1"	15,9	16	90	33,5	48	5	GF165381.9550 ●	GF165681.9550 ●	GF165981.9550 ●
11	G 1"	19,9	20	105	42,7	50	6	GF165391.9550 ●	GF165691.9550 ●	GF165991.9550 ●

TICN



Einsatzgebiete – Material, siehe Seite 282-283 im EMUGE Werkzeugkatalog 140
Range of application – material, see page 282-283 in EMUGE Tool Catalogue 140

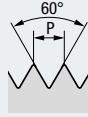
P 1.1-5.1 **M 1.1-4.1** **K 1.1-4.2**
N 1.1-5.2 **S 1.1-2.6** **H 1.1-2**

P Gg/1" (tpi)	$\varnothing D_{min.}$	$\varnothing d_1$ mm	$\varnothing d_2$	l_1	l_2	l_3	Z	GF-Z-VHM R15-IKZ-HB TICN	GF-Z-VHM R15-IKZ-HE TICN	GF-Z-VHM R15-IKZ-HA TICN
19	G 1/4	9,9	10	70	20,7	40	6	GF165366.9545 ●	GF165666.9545 ●	GF165966.9545 ●
14	G 1/2	11,9	12	80	26,3	45	5	GF165376.9548 ●	GF165676.9548 ●	GF165976.9548 ●
14	G 1/2	15,9	16	90	33,6	48	6	GF165386.9548 ●	GF165686.9548 ●	GF165986.9548 ●
14	G 3/4	19,9	20	105	40,8	50	8	GF165396.9548 ○	GF165696.9548 ○	GF165996.9548 ○
11	G 1"	15,9	16	90	33,5	48	5	GF165386.9550 ●	GF165686.9550 ●	GF165986.9550 ●
11	G 1"	19,9	20	105	42,7	50	6	GF165396.9550 ●	GF165696.9550 ●	GF165996.9550 ●

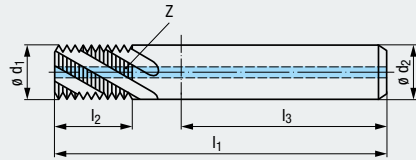
Andere Steigungen auf Anfrage
Tools for different thread pitch upon request

UNC, UN

ASME B1.1



Für Innengewinde
For internal threads

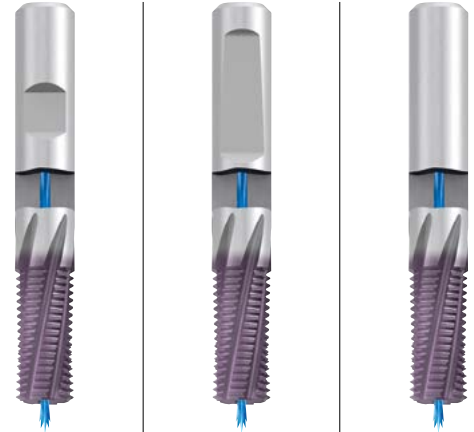


VHM **TICN**

R15 **RH + LH**

Z4 - Z6 **DIN 6535**
HB
HE
HA

Mit höherer Nutenzahl
With increased number of flutes



Einsatzgebiete – Material, siehe Seite 282-283 im EMUGE Werkzeugkatalog 140
Range of application – material, see page 282-283 in EMUGE Tool Catalogue 140

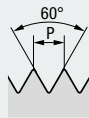
P 1.1-5.1 **M 1.1-4.1** **K 1.1-4.2**
N 1.1-5.2 **S 1.1-2.6** **H 1.1-2**

P Gg/1" (tpi)	∅ D _{min.} inch	∅ d ₁ mm	∅ d ₂	l ₁	l ₂	l ₃	Z	GF-VZ-VHM R15- IKZ -HB TICN	GF-VZ-VHM R15- IKZ -HE TICN	GF-VZ-VHM R15- IKZ -HA TICN			
24	≥ Nr. 10	3,7	6	55	10	36	4	GFB35106.5007	●	GFB35406.5007	●	GFB35706.5007	●
20	≥ 1/4	4,95	6	58	13,3	36	4	GFB35106.5009	●	GFB35406.5009	●	GFB35706.5009	●
18	≥ 5/16	6,3	8	62	16,2	36	4	GFB35106.5010	●	GFB35406.5010	●	GFB35706.5010	●
16	≥ 3/8	7,65	8	65	19,8	36	5	GFB35106.5011	●	GFB35406.5011	●	GFB35706.5011	●
14	≥ 7/16	9	10	74	22,6	40	5	GFB35106.5012	●	GFB35406.5012	●	GFB35706.5012	●
13	≥ 1/2	10,4	12	80	26,3	45	5	GFB35106.5013	●	GFB35406.5013	●	GFB35706.5013	●
12	≥ 9/16	11,8	12	85	30,6	45	5	GFB35106.5014	●	GFB35406.5014	●	GFB35706.5014	●
11	≥ 5/8	13	14	90	33,4	45	5	GFB35106.5015	●	GFB35406.5015	●	GFB35706.5015	●
10	≥ 3/4	15,9	16	100	39,3	48	5	GFB35106.5016	●	GFB35406.5016	●	GFB35706.5016	●
9	≥ 7/8	18,9	20	110	46,5	50	6	GFB35106.5017	●	GFB35406.5017	●	GFB35706.5017	●
8	≥ 1	21,6	25	125	52,3	56	6	GFB35106.5018	●	GFB35406.5018	●	GFB35706.5018	●

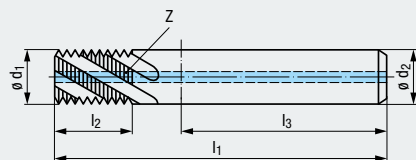
Andere Steigungen auf Anfrage
Tools for different thread pitch upon request

UNF, UN

ASME B1.1



Für Innengewinde
For internal threads

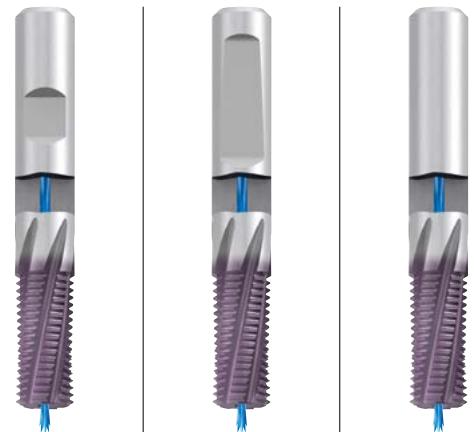


VHM **TICN**

R15 **RH + LH**

Z4 - Z8 **DIN 6535**
HB
HE
HA

Mit höherer Nutenzahl
With increased number of flutes

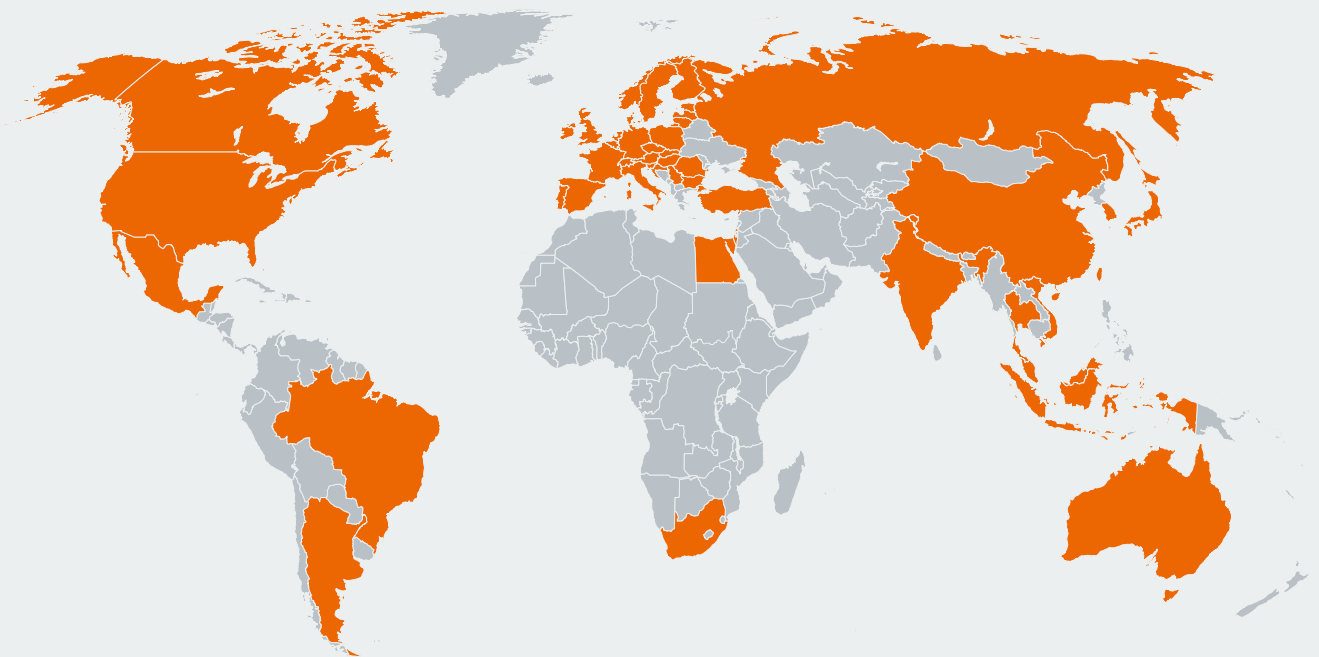


Einsatzgebiete – Material, siehe Seite 282-283 im EMUGE Werkzeugkatalog 140
Range of application – material, see page 282-283 in EMUGE Tool Catalogue 140

P 1.1-5.1 **M 1.1-4.1** **K 1.1-4.2**
N 1.1-5.2 **S 1.1-2.6** **H 1.1-2**

P Gg/1" (tpi)	∅ D _{min.} inch	∅ d ₁ mm	∅ d ₂	l ₁	l ₂	l ₃	Z	GF-VZ-VHM R15- IKZ -HB TICN	GF-VZ-VHM R15- IKZ -HE TICN	GF-VZ-VHM R15- IKZ -HA TICN			
32	≥ Nr. 10	3,9	6	55	9,9	36	4	GFB35106.5041	●	GFB35406.5041	●	GFB35706.5041	●
28	≥ Nr. 12	4,45	6	58	11,3	36	4	GFB35106.5042	●	GFB35406.5042	●	GFB35706.5042	●
28	≥ 1/4	5,3	6	58	13,1	36	4	GFB35106.5043	●	GFB35406.5043	●	GFB35706.5043	●
24	≥ 5/16	6,6	8	62	16,4	36	5	GFB35106.5044	●	GFB35406.5044	●	GFB35706.5044	●
20	≥ 7/16	9,55	10	74	22,2	40	6	GFB35106.5046	●	GFB35406.5046	●	GFB35706.5046	●
18	≥ 9/16	12,5	14	85	28,9	45	7	GFB35106.5048	●	GFB35406.5048	●	GFB35706.5048	●
16	≥ 3/4	17	18	102	38,8	48	8	GFB35106.5050	●	GFB35406.5050	●	GFB35706.5050	●

Andere Steigungen auf Anfrage
Tools for different thread pitch upon request



EMUGE-FRANKEN Vertriebspartner finden Sie auf www.emuge-franken.com/vertrieb
EMUGE-FRANKEN sales partners, please see www.emuge-franken.com/sales

EMUGE-Werk Richard Glimpel GmbH & Co. KG
Fabrik für Präzisionswerkzeuge

🏠 Nürnberger Straße 96-100
91207 Lauf
GERMANY

☎ +49 9123 186-0
📠 +49 9123 14313

FRANKEN GmbH & Co. KG
Fabrik für Präzisionswerkzeuge

🏠 Frankenstraße 7/9a
90607 Rückersdorf
GERMANY

☎ +49 911 9575-5
📠 +49 911 9575-327

✉ info@emuge-franken.com 🌐 www.emuge-franken.com